



## QUICK MOUNT SYSTEM „FOOT ADAPTER“ (Pat.No. 501053) (Base type BFR)



### Features

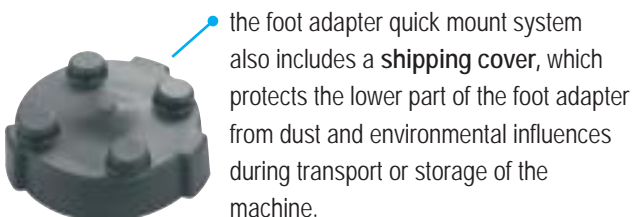
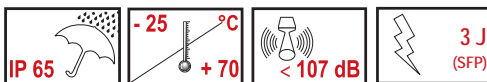
- ▶ modular system with bayonet locking system
- ▶ complete range of visual-audible options
- ▶ high grade and efficient visual-audible solution for various applications indoor and outdoors
- ▶ wide range of mounting options
- ▶ can be mounted in any position
- ▶ 6 lens colours, 2 housing colours
- ▶ PLC fit (leakage/inrush current)

### Function

- ▶ the signal-beacon-buzzer combination with pole mount base on aluminium tube with foot adapter for quick mounting (BFR) is electrically pre-wired
- ▶ the foot adapter lower part is mounted on the machine etc. and electrically connected
- ▶ the signal-beacon-buzzer combination with foot adapter upper part is inserted into the lower part and firmly mounted by twisting the fixing ring
- ▶ the signal-beacon-buzzer comb. is immediately fully operable

### Advantages

- ▶ simple and cost saving disassembly of signal-beacon-buzzer combination for transport of machine etc.
- ▶ quick cost saving installation of complete signal-beacon-buzzer combination at client
- ▶ immediate function, no electrical connection required at client
- ▶ safe transport of signal-beacon-buzzer combination (separately packed)
- ▶ additional locking option of signal-beacon-buzzer combination with safety screw that cannot be lost
- ▶ signal-beacon-buzzer combination fits only in one position onto the foot adapter lower part – no wrong installation of signal-beacon-buzzer combination possible



## CONFIGURATION

### SIGNAL BEACON-BUZZER-SERIES „S“

SLP, SLD	Steady beacon-Buzzer (SLD: light and tone separately addressable)
SBP	Flashing beacon-Buzzer
SFP	Strobe beacon-Buzzer
SCP	LED Steady beacon-Buzzer
SAP	LED Flashing beacon-Buzzer
SRP	LED Rotating beacon-Buzzer

Sound options	
Tone type	Sound pressure
<input type="checkbox"/> Continuous tone	<input type="checkbox"/> 107 dB
<input type="checkbox"/> Pulsing tone	<input type="checkbox"/> 92 dB



## MODULES



SLP

SLD

SBP

SFP

SCP

SAP

SRP

## Light source



GL



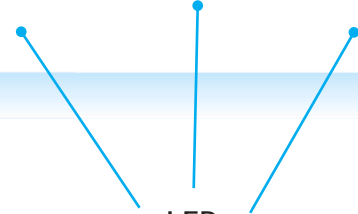
LLL



LLB



LED



## BASES



horizontal  
BMW

vertical  
BMV

on aluminium tube  
with plastic foot  
BMR

on stainless steel  
tube with zinc-die  
cast foot  
BSR

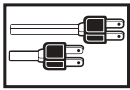
on aluminium  
tube for horizontal  
mounting with  
screw  
BWS

set for  
vertical mounting  
BSS  
(for BWS)

on aluminium tube  
with foot adapter  
for quick mounting  
BFR

BWS + BSS

# Signal Beacon-Buzzer Series „S“

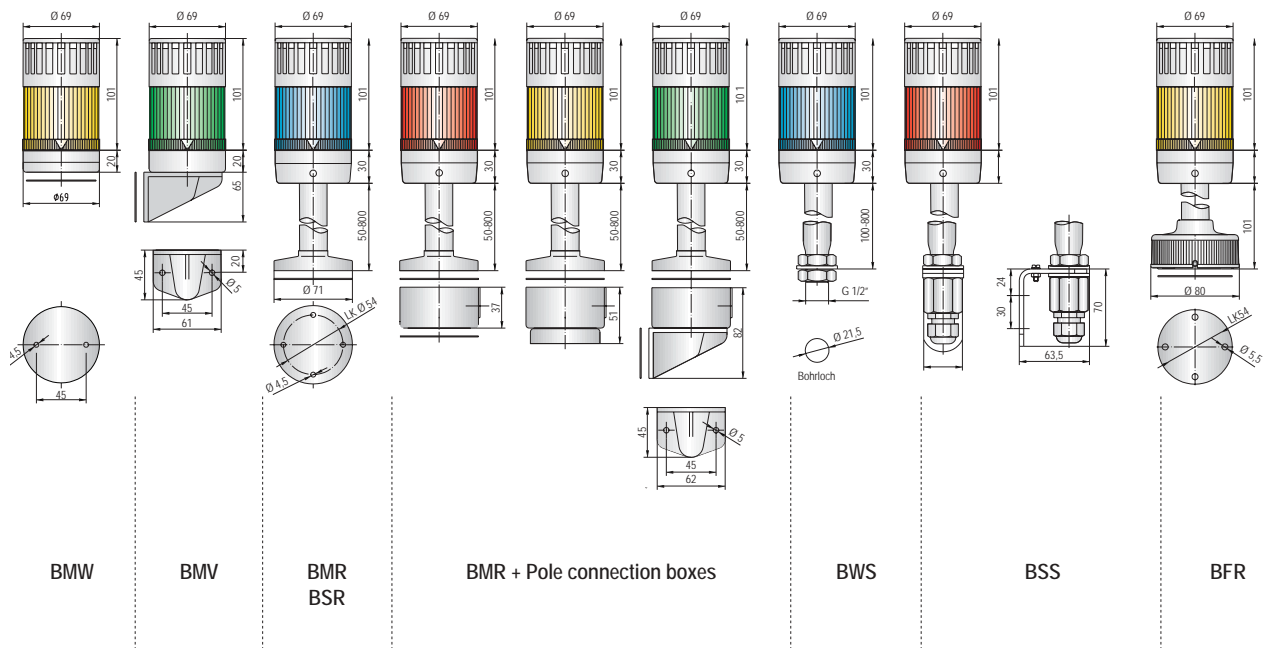


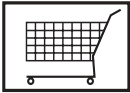
## Technical data

for all Light-Buzzer modules/products:

Housing material	polycarbonate, grey or black	Terminals	up to 2,5 mm <sup>2</sup>
Lens material	polycarbonate	Temperature range	-25 °C to +70 °C
Lens colours	amber, red, clear, blue, green, yellow		

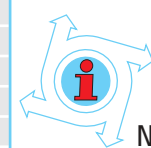
Light-Buzzer-modules		SLP	SLD	SBP	SFP	SCP	SAP	SRP
Bulb		7 W						
Socket (BA 15 d)		X						
Flashing-/Strobe frequency				2 Hz	1,4 Hz			
Strobe energy					3 J			
Light source LED							X	
Light emission		360°						
Light type		steady light	flashing light	strobe light	LED-steady l.	LED-flashing l.	LED-rotating light	
Leakage		3 mA						
Nominal current	12 V	5 W, 27 mA			310 mA	150 mA		
	24 V	7 W, 45 mA			220 mA	110 mA		
	110/120 V	7 W, 43 mA			93 mA	64 mA		
	230/240 V	7 W, 40 mA			75 mA	61 mA		
Tone type		continuous- or pulsing tone (selectable by DIP switch)						
Tone frequency		3.300 Hz						
Sound pressure (dB)		92 / 107 dB (selectable by DIP switch)						
Protection class		IP 65, UL type 4, 4X, 13						
Weight		130 g						
Weight (Bases)		pls. refer to general weight list on page 164-167						





# Order data

Type	Light-Buzzer-modules	Light source		Tone options		Order No.		Nominal voltage (V)	ORDER DATA ACCESSORIES		
		Bulb	LED-bulb	Tone type	Sound pressure	Housing grey	Housing black		Type	Nominal voltage (V)	Order No.
SLP	Steady light - Buzzer	GL	LLL, LLB	<input type="checkbox"/> continuous	~ 107 dB	250 10C 404	250 50C 404	12 V AC/DC	GL01	12 V 5 W	890 010 904
				<input type="checkbox"/> pulsing	~ 92 dB	250 10C 405	250 50C 405	24 V AC/DC	GL02	24 V 7 W	890 010 905
				<input type="checkbox"/> continuous	~ 107 dB	250 10C 310	250 50C 310	110/120 V AC	GL03	48 V 7 W	890 010 908
				<input type="checkbox"/> pulsing	~ 92 dB	250 10C 313	250 50C 313	230/240 V AC	GL04	60 V 7 W	890 010 909
SLD	Steady light - Buzzer Light/Tone separately switchable	GL	LLL, LLB	<input type="checkbox"/> continuous	~ 107 dB	212 10C 404	212 50C 404	12 V AC/DC	GL05	110/120 V 7 W	890 010 910
				<input type="checkbox"/> pulsing	~ 92 dB	212 10C 405	212 50C 405	24 V AC/DC	GL06	230/240 V 7 W	890 010 913
				<input type="checkbox"/> continuous	~ 107 dB	212 10C 310	212 50C 310	110/120 V AC	LED-Bulb BA15d		Steady light
				<input type="checkbox"/> pulsing	~ 92 dB	212 10C 313	212 50C 313	230/240 V AC	LLL	12 V AC/DC	893 00C 404
SBP	Flashing light - Buzzer	GL	LLL	<input type="checkbox"/> continuous	~ 107 dB	260 10C 404	260 50C 404	12 V AC/DC		24 V AC/DC	893 00C 405
				<input type="checkbox"/> pulsing	~ 92 dB	260 10C 405	260 50C 405	24 V AC/DC		48 V AC/DC	893 00C 408
				<input type="checkbox"/> continuous	~ 107 dB	260 10C 310	260 50C 310	110/120 V AC		110/120 V AC	893 00C 310
				<input type="checkbox"/> pulsing	~ 92 dB	260 10C 313	260 50C 313	230/240 V AC		230/240 V AC	893 00C 313
SFP	Strobe light - Buzzer	xenon tube	<input type="checkbox"/> continuous	~ 107 dB	270 10C 404	270 50C 404	12 V AC/DC				Flash. light
			<input type="checkbox"/> pulsing	~ 92 dB	270 10C 405	270 50C 405	24 V AC/DC	LLB	12 V AC/DC	893 01C 404	
			<input type="checkbox"/> continuous	~ 107 dB	270 10C 310	270 50C 310	110/120 V AC		24 V AC/DC	893 01C 405	
			<input type="checkbox"/> pulsing	~ 92 dB	270 10C 313	270 50C 313	230/240 V AC		48 V AC/DC	893 01C 408	
SCP	LED-Steady light - Buzzer	LED	<input type="checkbox"/> continuous	~ 107 dB	251 10C 404	251 50C 404	12 V AC/DC		110/120 V AC	893 01C 310	
			<input type="checkbox"/> pulsing	~ 92 dB	251 10C 405	251 50C 405	24 V AC/DC		230/240 V AC	893 01C 313	
			<input type="checkbox"/> continuous	~ 107 dB	251 10C 310	251 50C 310	110/120 V AC		110/120 V AC	893 01C 310	
			<input type="checkbox"/> pulsing	~ 92 dB	251 10C 313	251 50C 313	230/240 V AC		230/240 V AC	893 01C 313	
SAP	LED-Flashing light - Buzzer	LED	<input type="checkbox"/> continuous	~ 107 dB	261 10C 404	261 50C 404	12 V AC/DC				
			<input type="checkbox"/> pulsing	~ 92 dB	261 10C 405	261 50C 405	24 V AC/DC				
			<input type="checkbox"/> continuous	~ 107 dB	261 10C 310	261 50C 310	110/120 V AC				
			<input type="checkbox"/> pulsing	~ 92 dB	261 10C 313	261 50C 313	230/240 V AC				
SRP	LED-Rotating light - Buzzer	LED	<input type="checkbox"/> continuous	~ 107 dB	271 10C 404	271 50C 404	12 V AC/DC				
			<input type="checkbox"/> pulsing	~ 92 dB	271 10C 405	271 50C 405	24 V AC/DC				
			<input type="checkbox"/> continuous	~ 107 dB	271 10C 310	271 50C 310	110/120 V AC				
			<input type="checkbox"/> pulsing	~ 92 dB	271 10C 313	271 50C 313	230/240 V AC				



**NOTE:**  
Light sources have to be ordered separately (pls. refer to order data accessories).

Type	Bases	Order No.	
		Housing grey	Housing black
BMW	Base for horizontal mounting	200 100 900	200 500 900
BMV	Base for vertical mounting	200 200 900	200 600 900
BMR	Pole mount base on aluminium tube with plastic foot	200 30L 900	200 70L 900
BSR	Pole mount base on stainless steel tube with zinc die-cast foot, powder coated	200 31L 900	200 71L 900
BSW	Pole mount base for horizontal mounting with screw	200 33L 900	200 73L 900
BSS	Set for vertical mounting (for BWS)	200 400 900	200 800 900
BFR	Pole mount base on aluminium tube with foot adapter for quick mounting	200 34L 900	200 74L 900
Cap - is automatically included with each base			

Colour code for lens				C
1	orange	5	blue	C
2	red	6	green	
4	clear	7	yellow	

Length code for tubes				L
1	50 mm (not for BFR)	5	500 mm	L
2	100 mm	6	600 mm	
3	250 mm	7	800 mm	
4	400 mm			

# Signal Beacon-Buzzer Series „S“

## AS-INTERFACE

The integration of the modulSIGNAL70 signal tower into AS-Interface field bus systems is easily possible with the new AS-Interface module type BAZ. The new AS-Interface module BAZ is optionally available with standard-slave or the new A/B technique.

The AS-Interface module with standard slave can address up to 31 modules and maximum 4 modules on the signal tower. The option with A/B technique is able to address up to 62 modules and 3 or 4 modules on the signal tower.

When using internal power supply from the bus system maximum 200 mA are available for the signal tower elements.



### Features

- LED-status indicator – check routine
- modules for 31 or 62 addresses
- available with standard or A/B technique
- internal (via bus system) or external power supply selectable
- easy integration of signal tower as actor into the actor-sensor-interface system BAZ-module is mounted as first module directly onto the signal tower base
- significantly reduced wiring work

### Selection of module powering

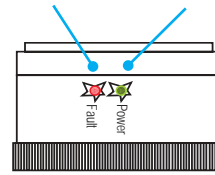


## Order Data

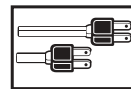
Type	Description	Order-Nr.
BAZ	AS-Interface module for 31 slaves	280 500 510
	AS-Interf. module for 62 slaves - up to 3 signal tower modules	280 500 000
	AS-Interf. module for 62 slaves - up to 4 signal tower modules	280 500 100

### Status indication

red green



green	red	Status
		Normal operation
		No data exchange
		No data exchange, Slave-address = 0
		Peripheral fault, overcurrent or low voltage on the output



## Technical data

Type	BAZ		
order number	280 500 510	280 500 000	280 500 100
number of slaves	31	62	62
number of modules	4	3	4
IO-Code	8	7	7
ID-Code	F	A	A
ID2-Code		E	7
Datenbits	D0...Modul 0		
	D1...Modul 1		
	D2...Modul 2		
	D3...Modul 3		
current from A S-Interface line	max. 250 mA		
temperature range	-20° bis +50° C		
protection class	IP 65		
AS-Interface voltage range	26,5 - 31,6 V		
module power from the AS-Interface line	max. 200 mA		
external power supply	PELV, 24 V DC +/- 10%, max. 300 mA per Modul		
housing material	polycarbonate, black		

## ACCESSORIES POLE CONNECTION BOXES

For additional installation possibilities of pole mount assemblies BMR:

- Surface cable conduits in protection class IP 65 – horizontally or vertically
- Model with magnetic base for mobile mounting, signalling device in protection class IP 65 on metal surfaces

Code for thread		T
1	M 20	5 PG 16
2	NPT 1/2"	

### BDW



### BDM



### BDV



Type	Pole connection box	order-Nr.			Peso (g)
		Housing grey	Housing black	Gehäuse silber	
BDW	for horizontal mounting	841 10T 900	841 50T 900	841 80T 900	90
BDV	for vertical mounting	841 11T 900	841 51T 900	841 81T 900	110
BDM	für Montage mit Magnetfuß	841 12T 900	841 52T 900	841 82T 900	330